



Experience the commitment®

FIRST QUARTER FISCAL 2019 RESULTS

For the three months ended December 31, 2018



Forward-looking information and statements

Our presentations contain “forward-looking information” within the meaning of Canadian securities laws and “forward-looking statements” within the meaning of the United States Private Securities Litigation Reform Act of 1995 and other applicable United States safe harbours. All such forward-looking information and statements are made and disclosed in reliance upon the safe harbour provisions of applicable Canadian and United States securities laws. Forward-looking information and statements include all information and statements regarding CGI’s intentions, plans, expectations, beliefs, objectives, future performance, and strategy, as well as any other information or statements that relate to future events or circumstances and which do not directly and exclusively relate to historical facts. Forward-looking information and statements often but not always use words such as “believe”, “estimate”, “expect”, “intend”, “anticipate”, “foresee”, “plan”, “predict”, “project”, “aim”, “seek”, “strive”, “potential”, “continue”, “target”, “may”, “might”, “could”, “should”, and similar expressions and variations thereof. These information and statements are based on our perception of historic trends, current conditions and expected future developments, as well as other assumptions, both general and specific, that we believe are appropriate in the circumstances. Such information and statements are, however, by their very nature, subject to inherent risks and uncertainties, of which many are beyond the control of CGI, and which give rise to the possibility that actual results could differ materially from our expectations expressed in, or implied by, such forward-looking information or forward-looking statements. These risks and uncertainties include but are not restricted to: risks related to the market such as the level of business activity of our clients, which is affected by economic conditions, and our ability to negotiate new contracts; risks related to our industry such as competition and our ability to attract and retain qualified employees, to develop and expand our services, to penetrate new markets, and to protect our intellectual property rights; risks related to our business such as risks associated with our growth strategy, including the integration of new operations, financial and operational risks inherent in worldwide operations, foreign exchange risks, income tax laws, our ability to negotiate favorable contractual terms, to deliver our services and to collect receivables, and the reputational and financial risks attendant to cybersecurity breaches and other incidents; as well as other risks identified or incorporated by reference in our presentations, in CGI’s annual and quarterly MD&A and in other documents that we make public, including our filings with the Canadian Securities Administrators (on SEDAR at www.sedar.com) and the U.S. Securities and Exchange Commission (on EDGAR at www.sec.gov). Unless otherwise stated, the forward-looking information and statements contained in our presentations are made as of the date hereof and CGI disclaims any intention or obligation to publicly update or revise any forward-looking information or forward-looking statements, whether as a result of new information, future events or otherwise, except as required by applicable law. While we believe that our assumptions on which these forward-looking information and forward-looking statements are based were reasonable as at the date hereof, you are cautioned not to place undue reliance on these forward-looking information or statements. Furthermore, you are reminded that forward-looking information and statements are presented for the sole purpose of assisting investors and others in understanding our objectives, strategic priorities and business outlook as well as our anticipated operating environment. You are cautioned that such information may not be appropriate for other purposes. Further information on the risks that could cause our actual results to differ significantly from our current expectations may be found in the section titled “Risk Environment” of CGI’s annual and quarterly MD&A, which is incorporated by reference in this cautionary statement. We also caution that the above-mentioned risks and the risks disclosed in CGI’s annual and quarterly MD&A and other documents and filings are not the only ones that could affect us. Additional risks and uncertainties not currently known to us or that we currently deem to be immaterial could also have a material adverse effect on our financial position, financial performance, cash flows, business or reputation.

Please refer to the “Investors” section of CGI’s website at www.cgi.com to consult disclosure documents used by management when discussing CGI’s financial results with investors and analysts.

All amounts are in Canadian dollars unless otherwise indicated.

GEORGE D. SCHINDLER

President and
Chief Executive Officer

FRANÇOIS BOULANGER

Executive Vice-President and
Chief Financial Officer

Strong Q1-F2019 results – organic growth continues to accelerate

			vs Q1 F2018
Revenue	\$2.96B	↑	5.2%
Growth in constant currency		↑	4.5%
Adjusted EBIT*	\$439M	↑	8.1%
Adjusted EBIT margin*	14.8%	↑	40 bps
Net earnings	\$311M	↑	9.2%
Net earnings margin	10.5%	↑	40 bps
Net earnings excluding specific items*	\$315M	↑	9.3%
Net earnings margin excluding specific items*	10.6%	↑	40 bps
Diluted EPS	\$1.11	↑	13.3%
Diluted EPS excluding specific items*	\$1.12	↑	13.1%

* Net earnings, Net earnings margin and Diluted EPS, all excluding specific items, and Adjusted EBIT are non-GAAP measures for which we provide the reconciliation to their closest IFRS measure in the MD&A. Specific items are comprised of acquisition-related and integration costs and restructuring costs, all of which are net of tax. These specific items are discussed in sections 3.7.1 and 3.7.2 of the Q1-F2019 MD&A.

\$3.0B in bookings - backlog grows to \$23.3B, up \$2.2B

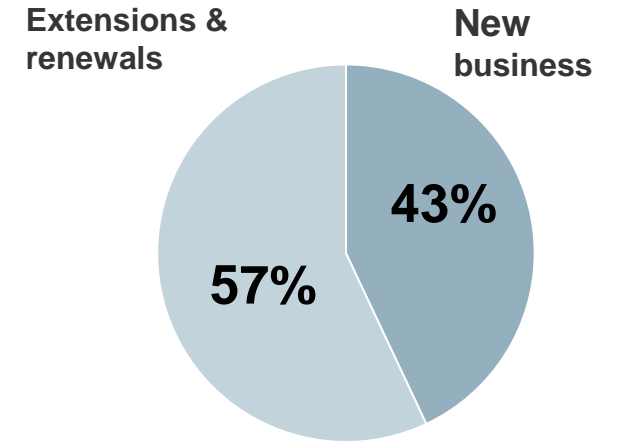
Q1 F2019



BOOKINGS



BOOK-TO-BILL RATIO

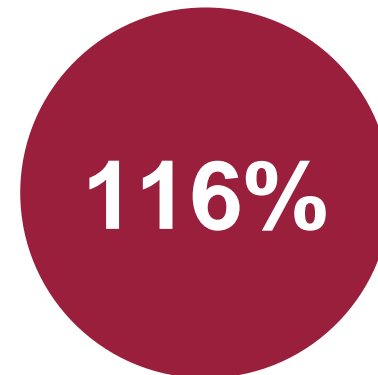


CONTRACT TYPE

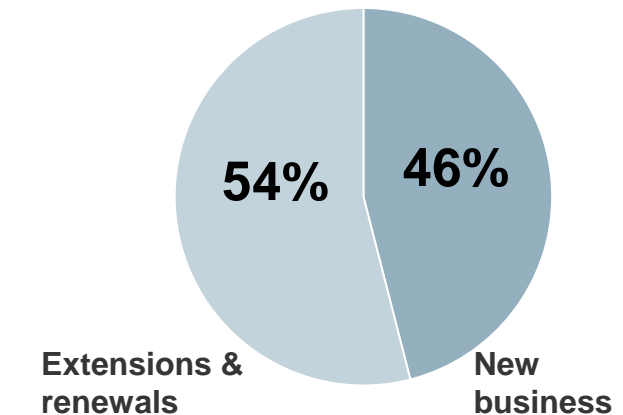
TRAILING TWELVE MONTHS



\$13.55B



116%



CONTRACT TYPE

Bookings and book-to-bill ratio are non-GAAP measures for which we provide further details in the MD&A.


TTM Bookings of \$13.55B and book-to-bill of 116%

	Bookings (in thousands)		Book-to-bill ratio TTM
	Q1-F2019	TTM	
Total CGI	\$3,030,796	\$13,547,649	116.3%
Western and Southern Europe	\$492,152	\$1,980,379	97.5%
Northern Europe	\$670,029	\$2,494,540	132.5%
Canada	\$408,957	\$1,744,289	94.5%
U.S. Commercial and State Government	\$495,719	\$2,228,090	125.6%
U.S. Federal	\$207,901	\$2,367,687	157.3%
U.K.	\$291,593	\$1,337,766	93.2%
Central and Eastern Europe	\$437,701	\$1,330,255	124.1%
Asia Pacific	\$26,744	\$64,643	59.8%

Bookings and book-to-bill ratio are non-GAAP measures for which we provide more details in the MD&A.

Meeting the demand for digital with an integrated end-to-end portfolio of services

Revenue distribution



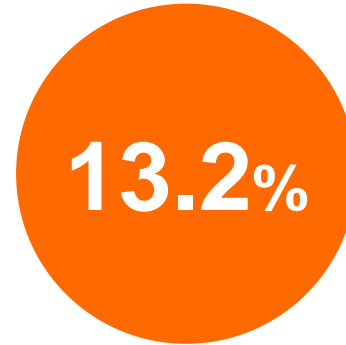
- All signs point to continued growth in demand for our consulting and IT services.
- Supporting client drives for better, more secure, digital customer experiences.
- SI&C continues to increase opportunities for long term outsourcing engagements

Cash provided by operating activities

Q1 F2019



CASH PROVIDED BY
OPERATING ACTIVITIES

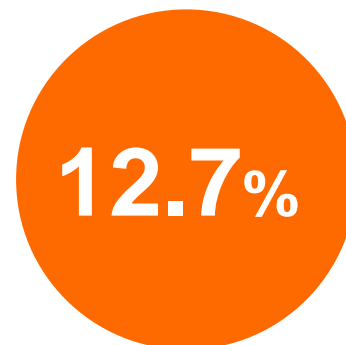


% OF REVENUE



PER SHARE

TRAILING TWELVE MONTHS



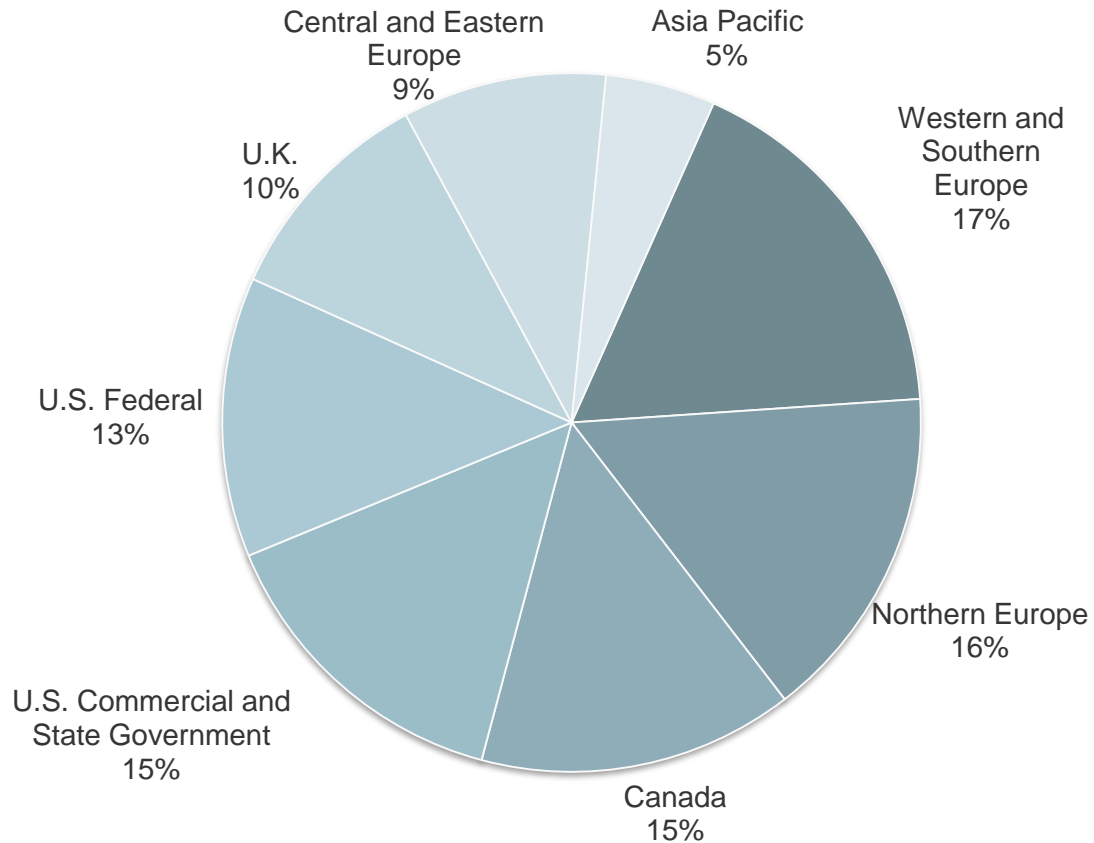
Cash provided by operating activities is a non-GAAP measure for which we provide more details in the MD&A.

Well balanced profitability across all segments

Revenue and adjusted EBIT segmentation

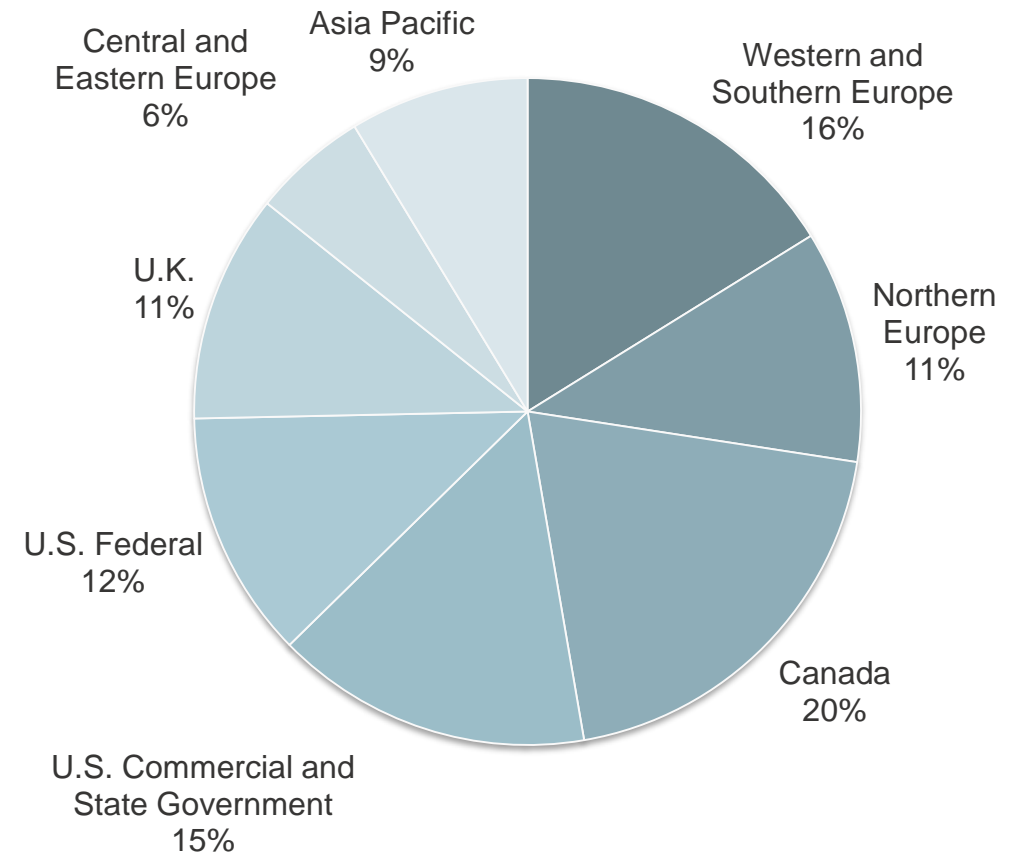
Revenue: \$2.96B

Growth @cc of 4.5%



Adjusted EBIT: \$439M

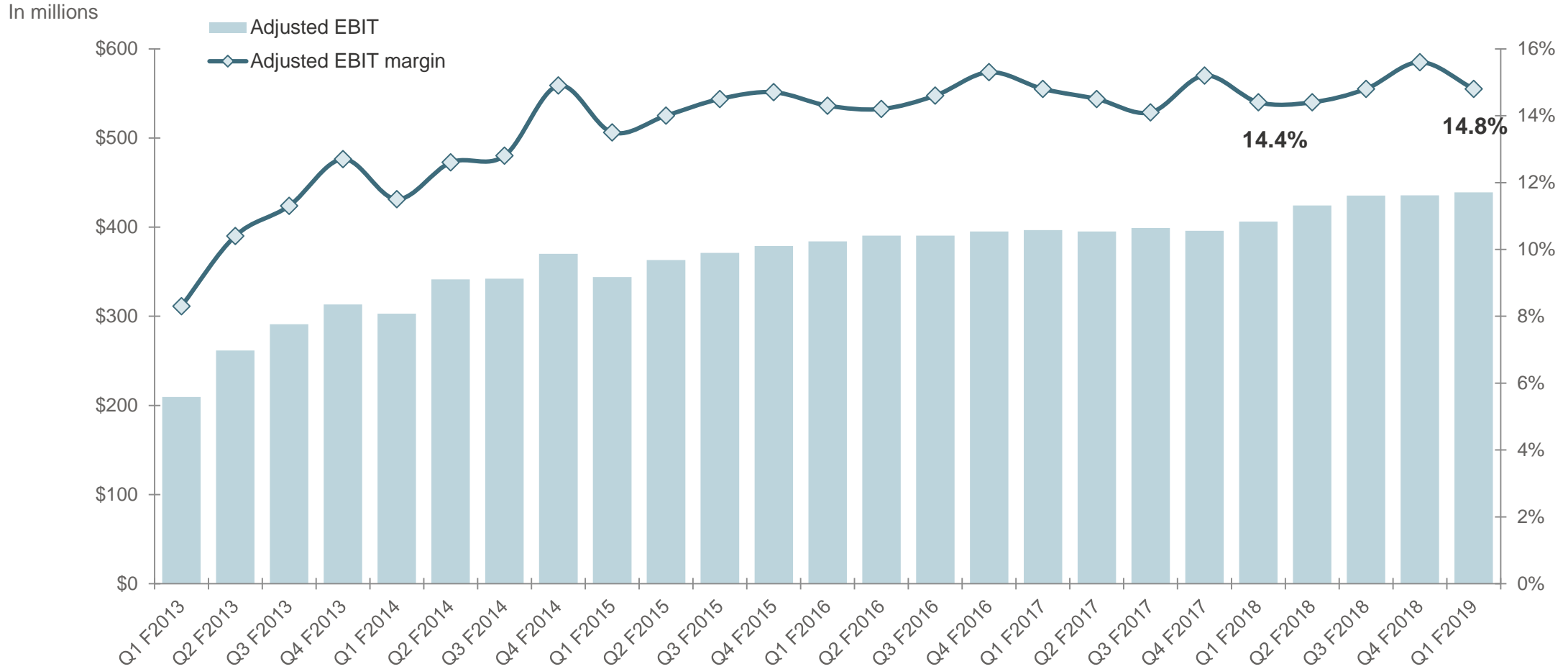
Margin: 14.8%



Adjusted EBIT is a non-GAAP measure for which we provide the reconciliation to its closest IFRS measure in the MD&A.

Strong profitability in Q1

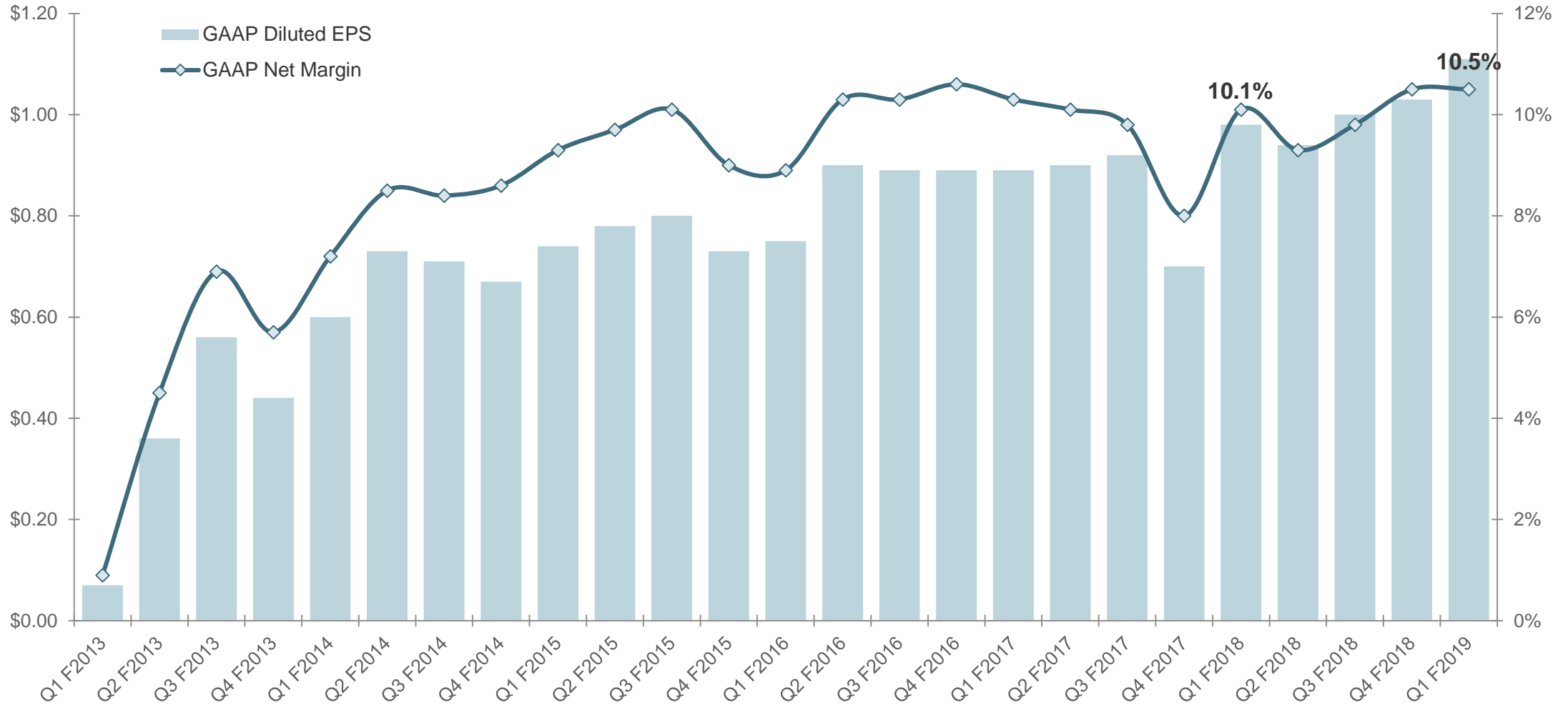
Adj. EBIT of \$439 million, up \$33 million; margin of 14.8%, up 40 bps from Q1-F18



Adjusted EBIT and adjusted EBIT margin is a non-GAAP measure for which we provide the reconciliation to its closest IFRS measure in the MD&A.

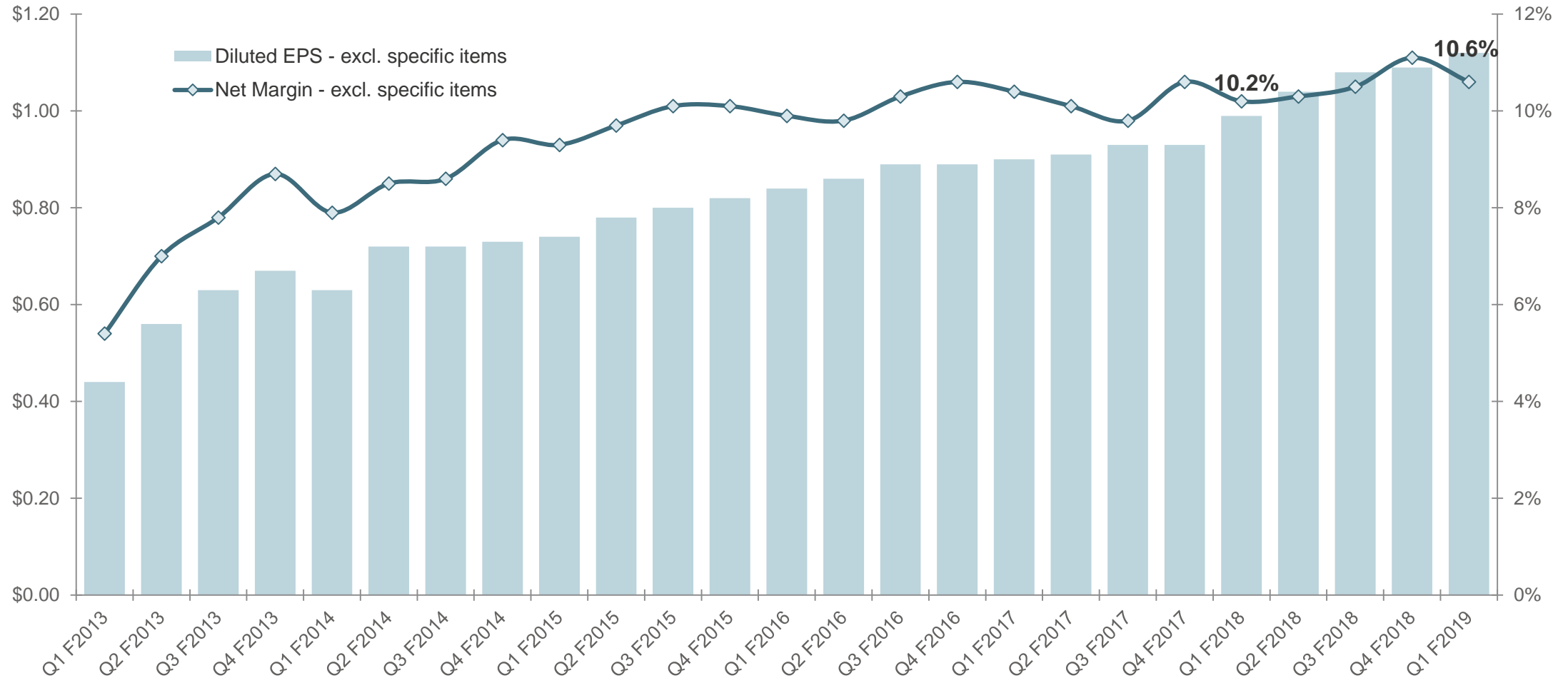
Net earnings of \$311M - EPS of \$1.11, up 13.3%

Net earnings margin of 10.5%, up 40 bps from Q1-F18



Net earnings ex-items of \$315M - EPS of \$1.12, up 13.1%

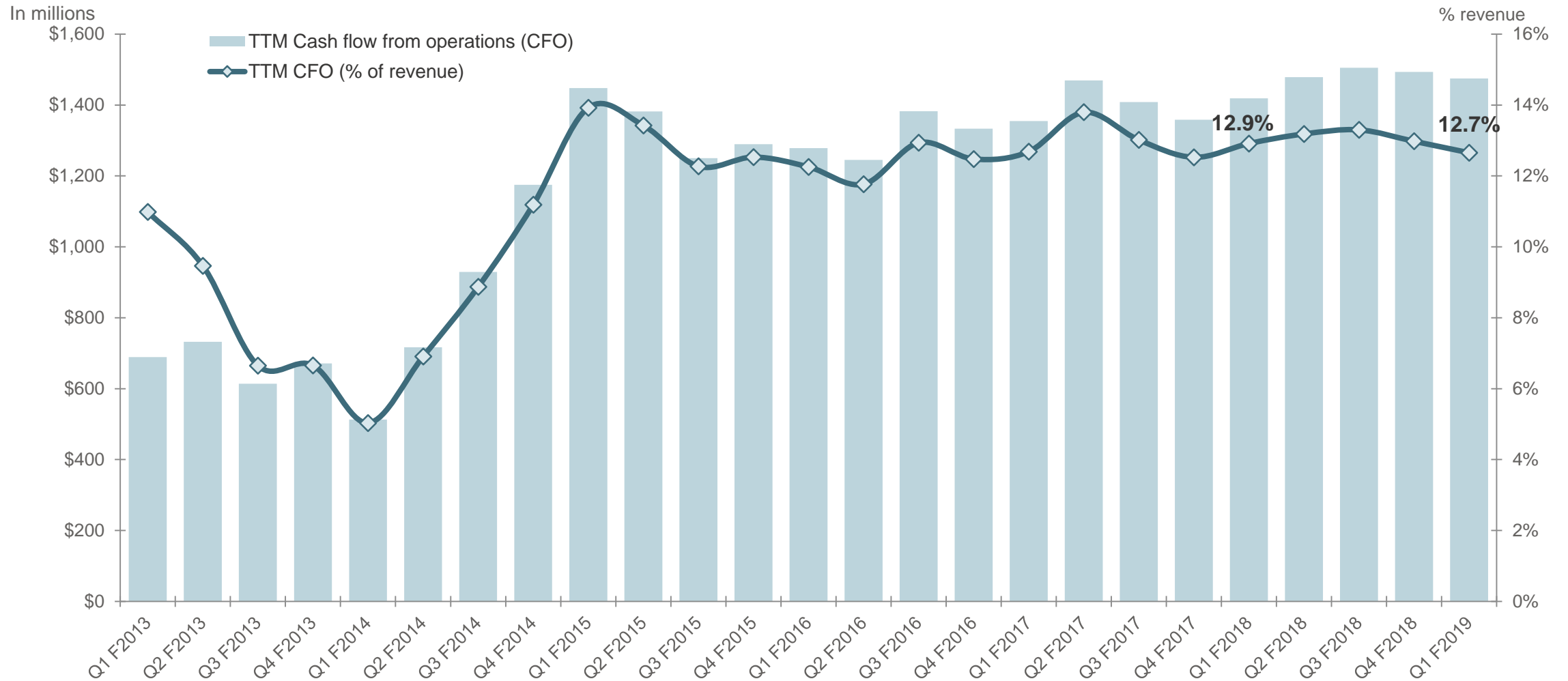
Net earnings margin ex-items of 10.6%, up 40 bps from Q1-F18



Net earnings, Net earnings margin and Diluted EPS, all excluding specific items, are non-GAAP measures for which we provide the reconciliation to their closest IFRS measure in the MD&A.

\$5.15 in cash per share over trailing twelve months

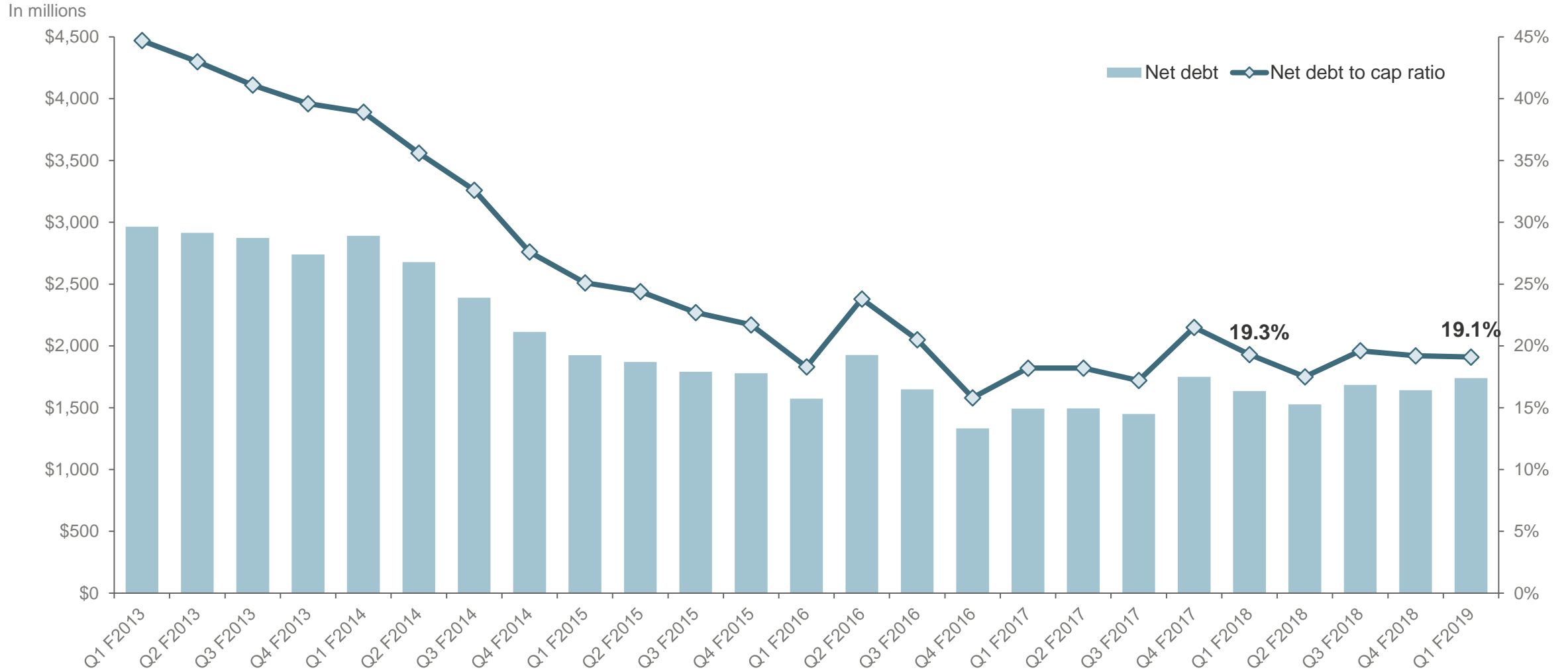
\$1.5 billion provided by operating activities or 12.7% of TTM revenue



Cash provided by operating activities is a non-GAAP measure for which we provide the reconciliation to its closest IFRS measure in the MD&A.

Net debt at \$1.7B or 19.1% net debt to cap ratio

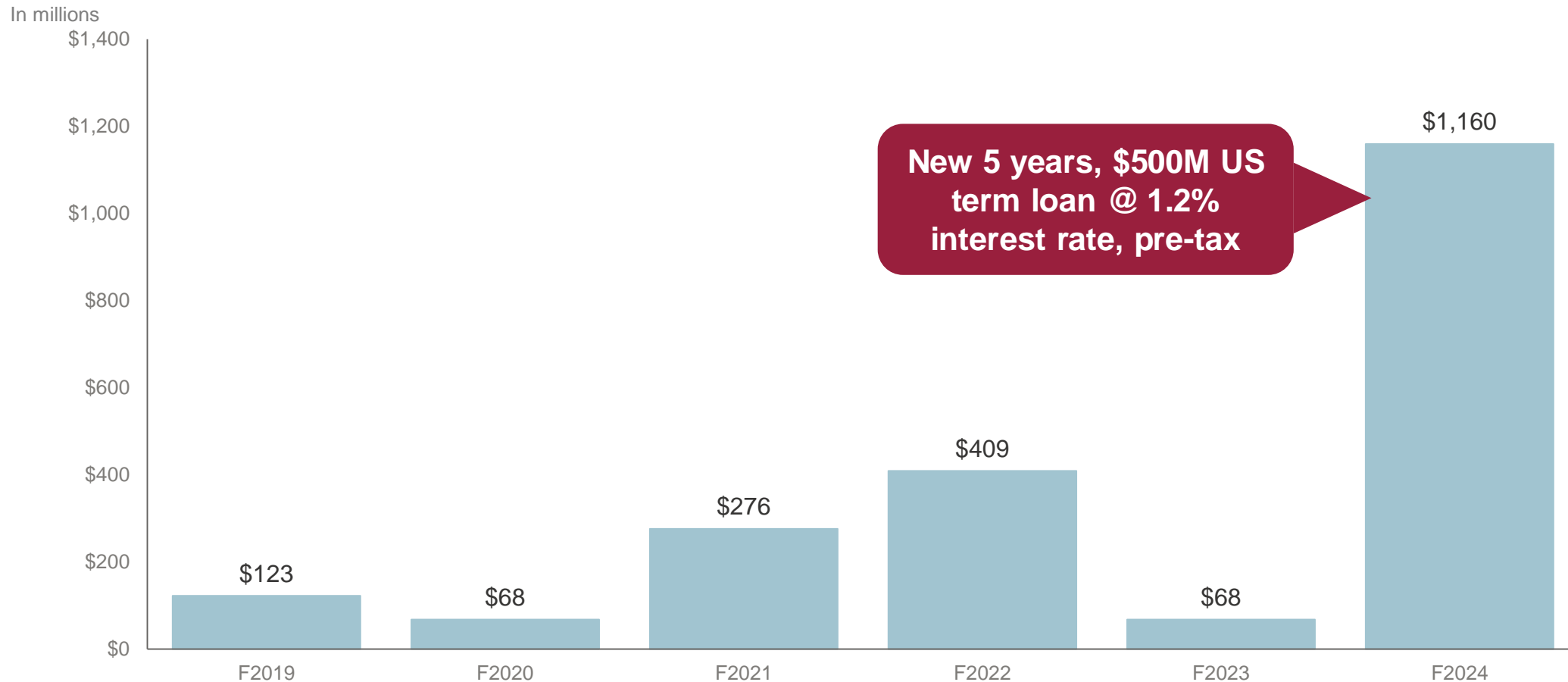
Over \$1.9B in readily available liquidity – more as needed



Net debt and net debt to capitalization ratio are Non-GAAP measures for which we provide the definition in the section “Non-GAAP and Key Performance Measures” of the MD&A.

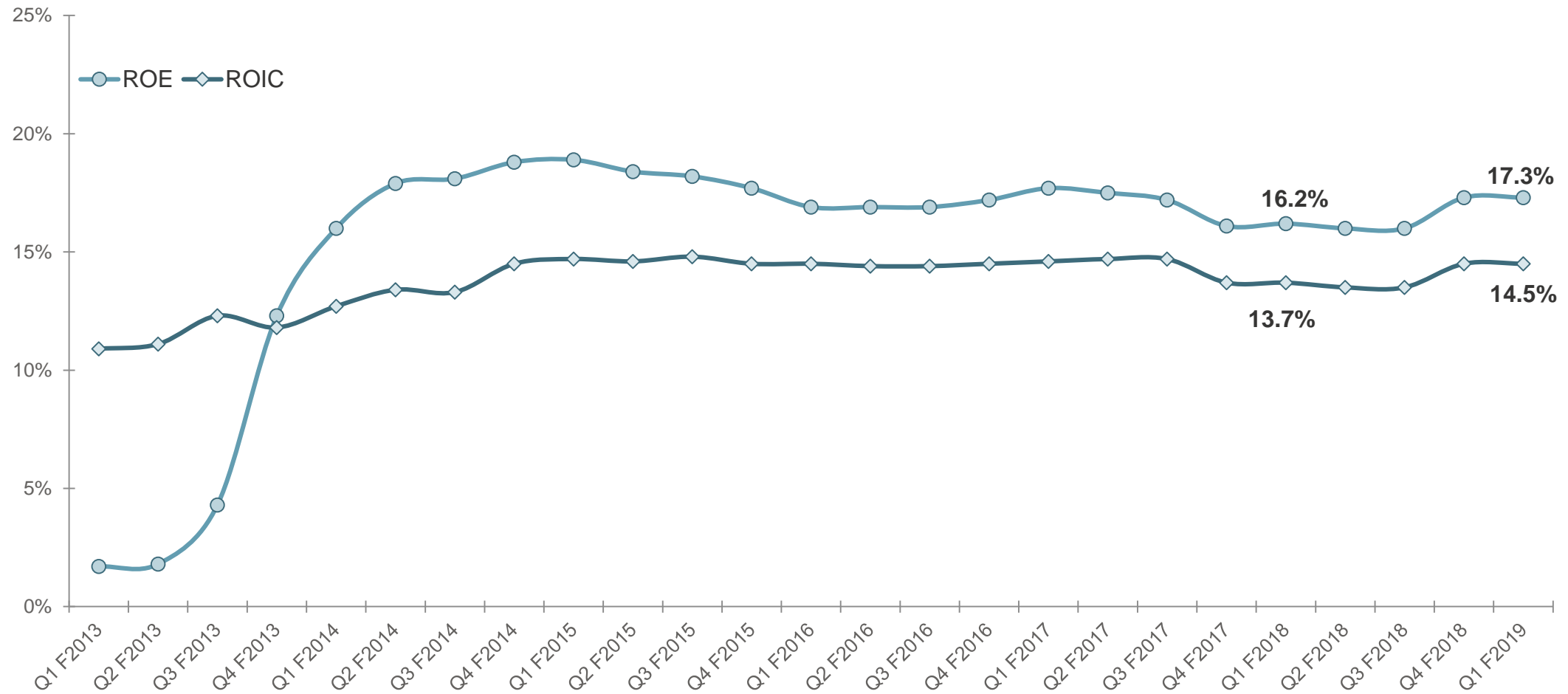
Maintaining balance and flexibility to capitalize on strategic opportunities

Debt maturity schedule



Excluding capital leases and asset financing loans.

ROE and ROIC trends improving year-over-year



ROE (Return on Equity) and ROIC (Return on Invested Capital) are non-GAAP measures for which we provide more details in the MD&A.



Contact investor relations to continue the conversation

Lorne Gorber
Executive Vice-President

lorne.gorber@cgi.com
+1 (514) 841-3355

Mathieu Richard
Director

mathieu.richard@cgi.com
+1 (514) 415-3746

Samantha Taccone
Senior Consultant

samantha.taccone@cgi.com
+1 (416) 306-3782

For more information: [CGI.com/investors](https://www.cgi.com/investors)